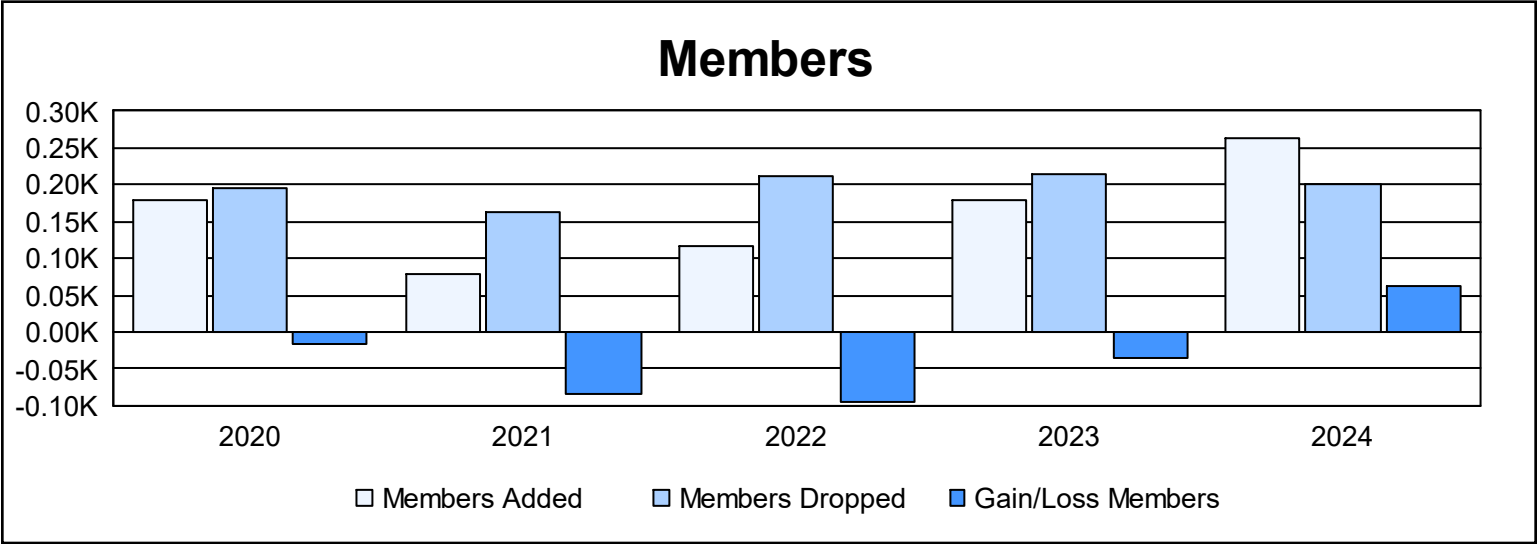
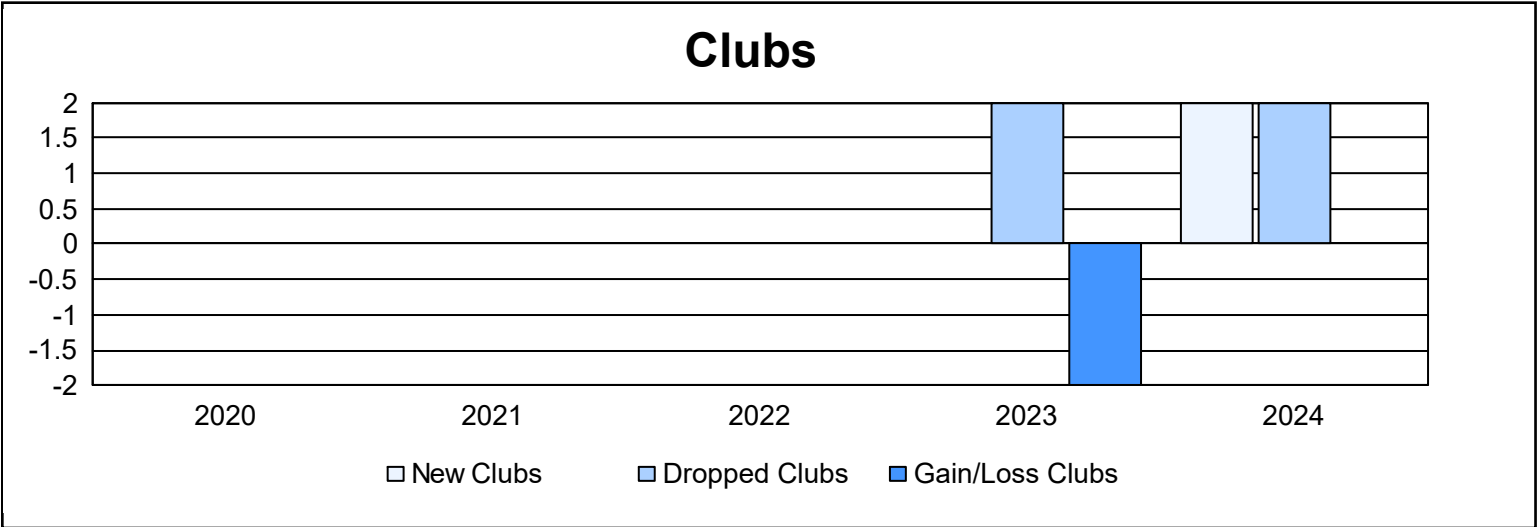
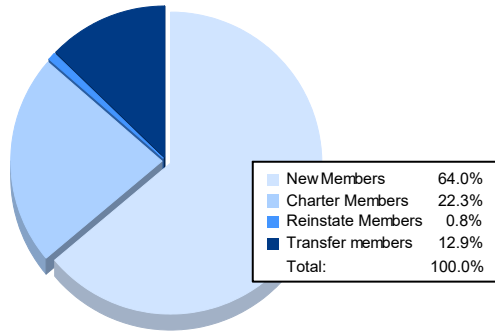


| Year      | New Clubs | Dropped Clubs | Gain/ Loss Clubs | New Members | Charter Members | Reinstate Members | Transfer Members | Total Member Added | Total Members Dropped | Gain/ Loss Members |
|-----------|-----------|---------------|------------------|-------------|-----------------|-------------------|------------------|--------------------|-----------------------|--------------------|
| 2019-2020 | 0         | 0             | 0                | 162         | 5               | 2                 | 9                | 178                | 195                   | -17                |
| 2020-2021 | 0         | 0             | 0                | 64          | 0               | 3                 | 12               | 79                 | 163                   | -84                |
| 2021-2022 | 0         | 0             | 0                | 102         | 0               | 2                 | 12               | 116                | 211                   | -95                |
| 2022-2023 | 0         | 2             | -2               | 158         | 0               | 2                 | 20               | 180                | 215                   | -35                |
| 2023-2024 | 2         | 2             | 0                | 169         | 59              | 2                 | 34               | 264                | 202                   | 62                 |
| Average   | 0         | 1             | 0                | 131         | 13              | 2                 | 17               | 163                | 197                   | -34                |



### Membership Composition June 2024 Cumulative



### Gender Composition June 2024 Cumulative

